



Articulate 360:
Rise





About OL

Lorem ipsum dolor sit amet, consectetur adipiscing elit, sed do eiusmod tempor incididunt ut labore et dolore magna aliqua. Ut enim ad minim veniam, quis nostrud exercitation ullamco laboris nisi ut aliquip ex ea commodo consequat. Duis aute irure dolor in reprehenderit in voluptate velit esse cillum dolore eu fugiat nulla pariatur. Excepteur sint occaecat cupidatat non proident, sunt in culpa qui officia deserunt mollit anim id est laborum.

12,000

delegates

XX

of FTSE 100
companies
trained

93

NP screen

00

Lorem ipsum
dolor sit amet

00

Lorem ipsum
dolor sit amet

ITOL
INSTITUTE OF TRAINING &
OCCUPATIONAL LEARNING

CPD
CERTIFIED
The CPD Certification
Service

CU YON Iat

Trusted by organisations, **globally**



L'ORÉAL



sodexo



NHS



COOP

SAMARITANS



NFU Mutual

Charlotte Tilbury



THE BODY SHOP

N°7

Course overview

Join our intensive 1-day Rise 360 training course and gain the skills to create **visually captivating** and **effective eLearning experiences**. Through **hands-on practice**, you'll learn how to build and customise courses using Rise 360's intuitive blocks and content library. Create engaging scenarios, knowledge checks, and interactive content while increasing your development speed with **AI-powered tools**.

Led by expert certified trainers, this course is packed with **real-world examples** and **industry secrets**. To help you elevate your eLearning content, you'll explore techniques to **reduce cognitive** load and implement **microlearning** strategies. By the end of the day, you'll be confident in creating, managing and publishing standout courses that meet the demands of today's learners, and **set your organisation apart** in a competitive digital learning landscape.

Core objectives

01

Apply your new knowledge and skills to create content using Rise 360, including interactions and quizzing.

02

Increase learner retention and engagement by creating Rise 360 courses with the WOW factor.

03

Build beautiful Rise 360 blocks, utilising the skills and knowledge transferred throughout the day.

Course details



Audience:

Course creators who need to create high-impact digital learning, without requiring advanced eLearning design expertise.



Course dates:

Check our [website](#) for the latest dates.



Format and delivery:

5.5-hour sessions which are live, instructor-led, virtual and in-person sessions.



Benefits

Sed ut perspiciatis unde omnis iste natus error sit voluptatem accusantium doloremque laudantium, totam rem aperiam, eaque ipsa quae ab illo inventore veritatis et quasi architecto beatae vitae dicta sunt explicabo. Nemo enim ipsam voluptatem quia voluptas sit aspernatur aut odit aut fugit, sed quia consequuntur magni dolores eos qui ratione voluptatem sequi nesciunt.

Neque porro quisquam est, qui dolorem ipsum quia dolor sit amet, consectetur, adipisci velit, sed quia non numquam eius modi tempora incidunt ut labore et dolore magnam aliquam quaerat voluptatem.



Lorem ipsum dolor sit amet, consectetur adipiscing elit



Lorem ipsum dolor sit amet, consectetur adipiscing elit



Lorem ipsum dolor sit amet, consectetur adipiscing elit



Lorem ipsum dolor sit amet, consectetur adipiscing elit



Agenda

01

Introduction to Articulate Rise 360

Get started with Rise 360, the powerful online authoring tool within the Articulate 360 suite, understanding its core features.

- Navigate the dashboard, block library, and content library to build and manage courses efficiently.
- Understand when to choose Rise over Storyline 360 to suit different learning needs.

02

Course setup and customisation

Master the key steps to set up your course in Rise 360, ensuring it reflects your brand guidelines and meets your instructional goals.

- Set up a course using themes, colours, and branding to ensure consistency.
- Apply layout and navigation best practices to create clear learning experiences.

03

The building blocks of Rise 360

Build structured, visually engaging content using Rise's blocks and AI Assistant features.

- Create lessons using a range of block types to present content clearly and effectively.
- Integrate media including images and video to enhance understanding and visual appeal.

04

Boost engagement with interactive blocks

Create interactive learning experiences that encourage participation and exploration.

- Use interactive blocks to add variety and depth.
- Encourage active learning through scenarios that promote decision-making and exploration.

Agenda

05

Integrating Storyline blocks within Rise

Extend your courses by combining Rise simplicity with Storyline interactivity.

- Embed Storyline blocks to introduce more advanced interactions and richer experiences.
- Get inspired by real-world examples that showcase how Storyline blocks take your course to the next level.

06

Reducing cognitive and Microlearning

Design focused learning that improves clarity, retention, and learner experience.

- Structure content into concise, bite-sized lessons that are easy to follow and navigate.
- Apply best instructional design principles to reduce cognitive load and improve learner focus.

07

Quizzing and Assessments

Learn how to build effective quizzes that align with your course objectives and provide meaningful feedback.

- Build a range of question types to assess knowledge and support retention.
- Configure feedback and settings to guide learners and measure performance.

04

Agenda

08

Publishing, Review 360 and Course Settings

Prepare and share your course with confidence across different platforms and audiences.

- Collaborate with stakeholders using Review 360 to gather and apply feedback.
- Optimise publishing and course settings for delivery, tracking, and accessibility.

09

Elevating your Rise 360 Courses

Discover effective techniques and industry secrets to bring your Rise 360 course to the next level, increasing engagement and visual impact.

- Apply design techniques to elevate visual quality and learner experience.
- Explore innovative use cases and examples to inspire and improve your courses.

03

04

Pre-requisites and pre-course work

This training session is designed for a variety of skill levels.

All participants should have basic computer skills and familiarity with some of the more common user interfaces (such as PowerPoint and browser windows).

All attendees will need:

- Articulate Rise 360 open on your browser and ready to use
- Check [your system requirements](#) to guide you on what you need
- For virtual training, we recommend two screens for an optimum learning experience



Your trainer

Commodo lorem lacinia platea metus senectus. Quis lacus congue efficitur pharetra, natoque netus non auctor?

Vitae neque himenaeos ornare scelerisque taciti morbi molestie erat duis. Interdum pharetra maximus id, eu est aliquam at arcu. Fames class quisque fermentum lectus magna ridiculus urna ex.

Name

Job Title



Your training team



Lorem ipsum dolor sit amet, **consectetur adipiscing** elit, sed do eiusmod tempor incididunt

Commodo lorem lacinia platea metus senectus. Quis lacus congue efficitur pharetra, natoque netus non auctor?

Vitae neque himenaeos ornare scelerisque taciti morbi molestie erat duis.



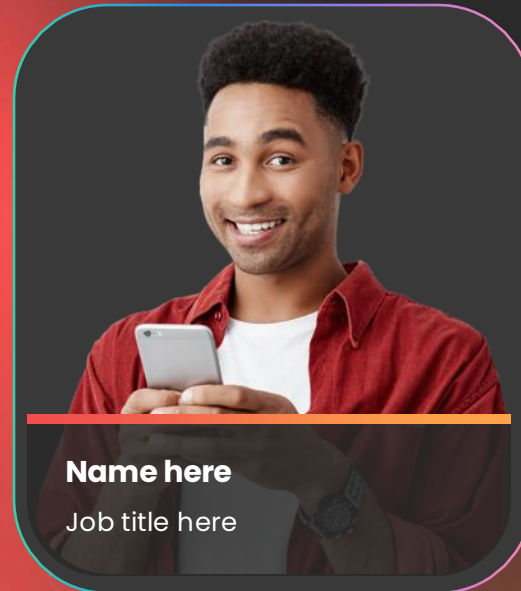

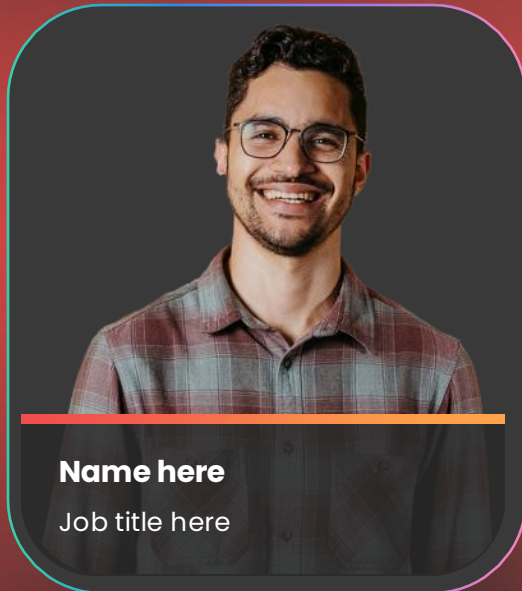
Lorem ipsum dolor sit amet, **consectetur adipiscing** elit, sed do eiusmod tempor incididunt

Commodo lorem lacinia platea metus senectus. Quis lacus congue efficitur pharetra, natoque netus non auctor?

Vitae neque himenaeos ornare scelerisque taciti morbi molestie erat duis.

Meet the team

Lorem ipsum dolor sit amet, consectetur adipiscing elit, sed do eiusmod tempor incididunt ut labore et dolore magna aliqua. Ut enim ad minim veniam, quis nostrud exercitation ullamco laboris nisi.




Meet the team




Lorem ipsum dolor sit amet, consectetur adipiscing elit, sed do eiusmod tempor incididunt ut labore et dolore magna aliqua. Ut enim ad minim veniam, quis nostrud exercitation ullamco laboris nisi.


Lorem ipsum dolor sit amet, consectetur adipiscing elit, sed do eiusmod tempor incididunt ut labore et dolore magna aliqua. Ut enim ad minim veniam, quis nostrud exercitation ullamco laboris nisi.




Name here
Job title here



Name here
Job title here



Name here
Job title here



Name here
Job title here




“Saffy was absolutely fantastic. The session was ran so professionally, with lots of patience and allowed time to practice. She was able to accommodate our different needs (timing, pace etc.) The course also provided many resources to aid us in building accessible courses using the Articulate tools, and other best practices.”

**SENIOR TRAINING AND EDUCATION MANAGER,
VISIT BRITAIN/ VISIT ENGLAND**

“Brilliant training, very engaging and useful with a good mix of instruction and activity. The training was well-presented and I liked that discussion was encouraged – it was really good that Saffy encouraged and allowed time for this.

Thank you very much for enjoyable and valuable sessions, thank you!”

JOANNA WALDRON
SENIOR LEARNING DESIGNER, SODEXO



Omniplex Learning training

Explore our other training courses and accredited diplomas

articulāte 360

Articulate Storyline 360

The award-winning Storyline 360 app makes digital learning content creation easy. The possibilities are endless with Storyline. Build immersive and memorable learning experiences with fantastic features like slide layers, triggers and motion paths to create professional and impressive content that engages your learners.

articulāte 360

Articulate Rise 360

This training course will provide eLearning developers, instructional designers and subject matter experts with the knowledge and skillset to design, build and distribute their own rapid eLearning programmes using the Articulate 360 software.

articulāte 360

Articulate Rise 360 + Storyline

On this practical and hands-on two-day course, our expert trainers will give all the industry tips you need to get more creative with your content. You will learn how to maximise the advanced features of Storyline, in the smartest way possible from gamification to bespoke navigation.

Omniplex Learning training

Explore our other training courses and accredited diplomas



Diploma in Instructional Design

An ITOL accredited diploma to master the art of creating memorable learning experiences. Unpack evidence based learning theories, proven frameworks and powerful tools to transform your digital learning content. It's the perfect opportunity to level up your skills and earn an industry-recognised diploma.



Diploma in Visual Design

Effective visual design can help you clearly communicate ideas, guide learners through material and accelerate knowledge retention. These visuals can be the difference between gaining their full attention or losing their focus instantly. Master effective design principles and equip yourself with proven methods for creating professional and impactful visuals in a range of formats from eBooks to PowerPoints.

articulāte 360

Articulate 360 Accessibility

This course specifically aimed at people who are new to accessibility and want to make their Articulate Storyline 360 and Articulate Rise 360 as accessible as possible. We'll also provide an overview of the WCAG 2.1 guidelines and break them down into easy-to-understand summaries.

Omniplex Learning training

Explore our other training courses and accredited diplomas

articulāte

Advanced Storyline

Learn how to fully utilise the advanced features of Storyline, saving you time and effort.

Uncover industry secrets based on what some of the best Storyline designers do to create engaging eLearning without over-complicating the build.

VYOND

Vyond

Vyond training sessions designed for a variety of skill levels.


Capturing the attention of today's 'always-on', mobile-first learners is a challenge felt by digital learning professionals globally. Vyond gives everyone, of all skill levels and industries, the capabilities to create dynamic and powerful media.





Let's talk

 help@omniplerlearning.com

 +44 8000 850 550

 omniplerlearning.com/training

